






















2023 NHIAA Meet of Champions

Alvirne High School - Hudson

Race 1 - Girls 5k - 5K

11/4/2023 - 2:30 PM

Team Results

Place	Team	Score	Team Time	Runner Avg	Avg Mile	5 Man Gap	Finish Order	Scoring Order
1	 Oyster River	61	Q 1:33:09	18:38	6:00	1:25	2-3-17-18-25-53-84	2-3-16-17-23-42-66
2	 Hanover	81	Q 1:34:15	18:51	6:04	2:02	1-10-12-33-39-40-77	1-10-12-27-31-32-60
3	 Pinkerton	82	Q 1:34:32	18:55	6:06	1:31	8-11-13-22-38-103-107	8-11-13-20-30-81-85
4	 Bedford	140	Q 1:37:29	19:30	6:17	2:52	4-5-44-48-73-75-90	4-5-36-39-56-58-70
5	 Dover	177	Q 1:39:17	19:52	6:24	3:23	6-30-34-50-98-99-108	6-26-28-40-77-78-86
6	 Exeter	222	Q 1:41:54	20:23	6:34	2:10	21-54-57-58-91-93-109	19-43-44-45-71-73-87
7	 Concord	231	1:42:44	20:33	6:37	0:47	43-47-65-66-74-79-80	35-38-50-51-57-62-63
8	 Nashua North	233	1:42:01	20:25	6:34	2:37	14-61-62-68-92-96-104	14-47-48-52-72-75-82
9	 Souhegan	237	1:42:15	20:27	6:35	4:03	9-41-59-78-110-126-135	9-33-46-61-88-104-113
10	 Hopkinton	249	1:42:24	20:29	6:36	4:17	7-36-72-86-112-127-136	7-29-55-68-90-105-114
11	 Mascenic Regional	280	1:44:44	20:57	6:45	3:19	28-42-69-95-116-132-139	25-34-53-74-94-110-117
12	 Plymouth Regional	297	1:44:57	21:00	6:46	3:40	19-46-85-105-114-117-130	18-37-67-83-92-95-108
13	 Bishop Guertin	331	1:47:15	21:27	6:55	4:50	23-24-88-129-134	21-22-69-107-112
14	 Bow	371	1:49:14	21:51	7:02	3:15	63-71-81-115-133-137-138	49-54-64-93-111-115-116
15	 Fall Mountain	381	1:49:43	21:57	7:04	3:54	27-76-119-121-124	24-59-97-99-102
16	 Newmarket	387	1:51:49	22:22	7:12	7:50	16-101-106-113-140-141	15-79-84-91-118-119
17	 Gilford	406	1:49:40	21:56	7:04	1:50	82-97-102-111-118-125-128	65-76-80-89-96-103-106
18	 Lebanon	449	1:53:41	22:45	7:20	3:24	51-120-122-123-131	41-98-100-101-109
DNP	 Winnacunnet		39:47	19:54	6:24		15-83	2 Runners
DNP	 Keene		39:48	19:54	6:25		32-45	2 Runners
DNP	 Newfound Regional		40:20	20:10	6:30		29-67	2 Runners



Lancer Timing Services

lancertiming.com

Race 1 - Girls 5k - 5K

11/4/2023 - 2:30 PM

Team Results

Place	Team	Score	Team Time	Runner Avg	Avg Mile	5 Man Gap	Finish Order	Scoring Order
DNP	 Moultonborough		40:54	20:27	6:35		35-89	2 Runners
DNP	 Sanborn Regional		41:20	20:40	6:39		55-70	2 Runners
DNP	 Windham		42:07	21:04	6:47		64-94	2 Runners
DNP	 Kearsarge		19:01	19:01	6:08		20	1 Runner
DNP	 Goffstown		19:26	19:26	6:16		26	1 Runner
DNP	 Salem		19:36	19:36	6:19		31	1 Runner
DNP	 Merrimack		19:43	19:43	6:21		37	1 Runner
DNP	 Coe-Brown		20:21	20:21	6:33		49	1 Runner
DNP	 Conant		20:27	20:27	6:35		52	1 Runner
DNP	 John Stark		20:30	20:30	6:36		56	1 Runner
DNP	 Nashua South		20:35	20:35	6:38		60	1 Runner
DNP	 Kennett		21:11	21:11	6:49		87	1 Runner
DNP	 Portsmouth Christian		21:44	21:44	7:00		100	1 Runner



Lancer Timing Services

lancertiming.com

Race 1 - Girls 5k - 5K

11/4/2023 - 2:30 PM

Individual Results

Place	Name	Grade	Team	Time	Points	
1	Lea Perreard	10	Hanover	17:50.91	1	T
2	Haley Kavanagh	11	Oyster River	17:56.36	2	T
3	Mackenzie Cook	11	Oyster River	18:01.62	3	T
4	Fiona Lee	12	Bedford	18:03.48	4	T
5	Kelseigh O'Neil	12	Bedford	18:04.80	5	T
6	Anique Poulin	11	Dover	18:11.23	6	T
7	Madeleine Lane	9	Hopkinton	18:11.47	7	I
8	Contessa Silva	12	Pinkerton	18:21.24	8	T
9	Samantha Swanbon	9	Souhegan	18:21.78	9	I
10	Megan Faris	10	Hanover	18:24.83	10	T
11	Sookie Folsom	9	Pinkerton	18:27.30	11	T
12	Lila Muirhead	10	Hanover	18:29.55	12	T
13	Isabelle Groulx	12	Pinkerton	18:40.85	13	T
14	Laura White	11	Nashua North	18:41.28	14	I
15	Charlotte Koutalidis	12	Winnacunnet	18:41.69		I
16	Alanna Hagen	12	Newmarket	18:49.44	15	I
17	Haley Bezanson	9	Oyster River	18:53.15	16	T
18	Neely Roy	10	Oyster River	18:56.85	17	T
19	Elli Englund	10	Plymouth Regional	18:57.12	18	I
20	Molly Ellison	12	Kearsarge	19:00.31		I
21	Eli Cross	9	Exeter	19:07.24	19	T
22	Kalisan Marzolf	10	Pinkerton	19:10.08	20	T
23	Anna Fondakowski	11	Bishop Guertin	19:11.66	21	I
24	Lyla Masson	10	Bishop Guertin	19:19.02	22	I
25	Madelyn Cook	9	Oyster River	19:20.65	23	T
26	Kara Tschida	11	Goffstown	19:25.30		
27	Jenna Fillion	10	Fall Mountain	19:27.40	24	
28	Erin O'Shea	10	Mascenic Regional	19:29.52	25	
29	Emerald Briggs	10	Newfound Regional	19:32.54		
30	Margaret Spuler	12	Dover	19:32.77	26	T
31	Lily Thomas	12	Salem	19:35.79		
32	Lily Runez	10	Keene	19:36.23		
33	Lily Terry	12	Hanover	19:36.66	27	T
34	Alyson Bortz	12	Dover	19:37.50	28	T
35	Adah Chapman	11	Moultonborough	19:38.52		
36	Shaylee Murdough	11	Hopkinton	19:41.62	29	
37	Melanie Bedard	11	Merrimack	19:42.12		
38	Parker Knowlton	10	Pinkerton	19:52.15	30	T
39	Millie Larrick	10	Hanover	19:52.32	31	T

Place	Name	Grade	Team	Time	Points	
40	Sarah Glueck	12	Hanover	19:55.83	32	T
41	Stephanie Svendsen	12	Souhegan	19:56.58	33	
42	Kaitlin O'Shea	10	Mascenic Regional	20:08.57	34	
43	Shelly Smith	11	Concord	20:08.77	35	
44	Rachel Mahoney	12	Bedford	20:10.83	36	T
45	Abigail Pinegar	9	Keene	20:11.20		
46	Addison Englund	12	Plymouth Regional	20:12.58	37	
47	Chloe Gudas	12	Concord	20:13.40	38	
48	Abigail Durocher	10	Bedford	20:14.43	39	T
49	Paige Murdough	11	Coe-Brown	20:20.85		
50	Madeline Bachrach	12	Dover	20:21.20	40	T
51	Olivia Hanna	9	Lebanon	20:25.08	41	
52	Bella Nero	11	Conant	20:26.52		
53	Talia Banafato	12	Oyster River	20:28.54	42	T
54	Izzie Bremer	9	Exeter	20:28.64	43	T
55	Kaitlin Stocker	10	Sanborn Regional	20:29.13		
56	Kayla Barriere	10	John Stark	20:29.38		
57	Austin Williams	9	Exeter	20:30.32	44	T
58	Brianna Paterna	9	Exeter	20:30.56	45	T
59	Sarah Bryson	11	Souhegan	20:32.67	46	
60	Emely Melendez	12	Nashua South	20:34.54		
61	Annika Hayden	12	Nashua North	20:35.35	47	
62	Rosalie Neveu	9	Nashua North	20:37.23	48	
63	Julia Hou	10	Bow	20:39.16	49	
64	Natalie Rogers	10	Windham	20:39.67		
65	Quinn Doherty	9	Concord	20:41.28	50	
66	Morgan Doherty	12	Concord	20:45.00	51	
67	Ceili Irving	10	Newfound Regional	20:46.86		
68	Sonya Witkoskie	11	Nashua North	20:48.62	52	
69	Skye Lambert	12	Mascenic Regional	20:49.49	53	
70	Lily Tedford	12	Sanborn Regional	20:49.93		
71	Hannah Pawlowski	11	Bow	20:50.76	54	
72	Reese Bove	11	Hopkinton	20:53.18	55	
73	Mia Moranti	10	Bedford	20:55.28	56	T
74	Gianna Gualtieri	9	Concord	20:55.46	57	
75	Raissa Caridade	10	Bedford	20:55.59	58	T
76	Kelly Ranta	12	Fall Mountain	20:57.78	59	
77	Iris Freeman	11	Hanover	20:58.70	60	T



Lancer Timing Services

lancertiming.com

Race 1 - Girls 5k - 5K

11/4/2023 - 2:30 PM

Individual Results

Place	Name	Grade	Team	Time	Points
78	Anna Brammer-Depuy	11	Souhegan	20:59.17	61
79	Bella Komorek	10	Concord	21:00.53	62
80	Ava Philbrook	12	Concord	21:02.69	63
81	Lena Thompson	11	Bow	21:03.51	64
82	Maria Tilley	10	Gilford	21:03.78	65
83	Carson Mariotti	11	Winnacunnet	21:04.32	
84	Jahrie Houle	10	Oyster River	21:06.55	66 T
85	Kelsey Maine	12	Plymouth Regional	21:07.03	67
86	Elizabeth Trafton	12	Hopkinton	21:09.93	68
87	Molly DellaValla	12	Kennett	21:10.62	
88	Anna Sinclair	10	Bishop Guertin	21:11.77	69
89	Hailey Watts	8	Moultonborough	21:15.20	
90	Kloeigh O'Neil	10	Bedford	21:16.83	70 T
91	Delaney Roache	11	Exeter	21:16.99	71 T
92	Claire Hathaway-Rube	9	Nashua North	21:17.96	72
93	Amber Orleans	11	Exeter	21:21.93	73 T
94	Riley Morgan	12	Windham	21:26.71	
95	Emma Schaumloffel	12	Mascenic Regional	21:27.61	74
96	Charlotte Wilson	9	Nashua North	21:28.52	75
97	Sydney Eastman	12	Gilford	21:30.34	76
98	Janelle Poulin	9	Dover	21:33.96	77 T
99	Isabel McIntyre	12	Dover	21:39.10	78 T
100	Gabrielle Nickerson	11	Portsmouth Christian	21:43.04	
101	Eillis McKenna	11	Newmarket	21:43.08	79
102	Georgia Eckhardt	11	Gilford	21:45.85	80
103	Sarah Rzasa	10	Pinkerton	21:51.54	81 T
104	Christina Juris	12	Nashua North	21:54.82	82
105	Clarie Gervez	9	Plymouth Regional	22:03.45	83
106	Magnolia Redmond	10	Newmarket	22:04.11	84
107	Mia Eckerman	11	Pinkerton	22:05.38	85 T
108	Evangeline Alexander	12	Dover	22:17.90	86 T
109	Alexis Paterna	9	Exeter	22:20.63	87 T
110	Grace Kennedy	9	Souhegan	22:24.69	88
111	Madeline Burlock	12	Gilford	22:26.65	89
112	Amelia Walsh	11	Hopkinton	22:27.58	90
113	Norah Boudreau	10	Newmarket	22:33.31	91
114	Reagan Sutherland	11	Plymouth Regional	22:36.52	92
115	Adeesh Cooper	12	Bow	22:45.63	93

Place	Name	Grade	Team	Time	Points
116	Amelia Smith	12	Mascenic Regional	22:48.02	94
117	Ella Ronci	11	Plymouth Regional	22:49.05	95
118	Alana Sawyer	11	Gilford	22:53.00	96
119	Azure Rheäume	10	Fall Mountain	22:55.03	97
120	Katherine Herring	12	Lebanon	22:55.53	98
121	Cerys Gascoyne	10	Fall Mountain	23:01.03	99
122	Mallory Eshbaugh	9	Lebanon	23:13.44	100
123	Sophia Mladek	11	Lebanon	23:17.88	101
124	Abigayle Jarvis	10	Fall Mountain	23:21.14	102
125	Camryn Coutts	11	Gilford	23:23.11	103
126	Dylan Walker	9	Souhegan	23:23.47	104
127	Annie Daniels	11	Hopkinton	23:24.35	105
128	Athena Booth	10	Gilford	23:25.63	106
129	Phoebe Coler	10	Bishop Guertin	23:30.74	107
130	Leah Ines	11	Plymouth Regional	23:35.18	108
131	Sarah Smith	10	Lebanon	23:48.53	109
132	Gracie German	12	Mascenic Regional	23:51.15	110
133	Lauren Oppold	11	Bow	23:54.08	111
134	Giavanna Bellino	12	Bishop Guertin	24:00.83	112
135	Olivia Faucher	9	Souhegan	24:18.46	113
136	Lucy Beardmore	9	Hopkinton	24:31.59	114
137	Madelyn Fish	9	Bow	24:33.93	115
138	Olivia Shippos	11	Bow	25:32.75	116
139	Florence Schaumloffel	12	Mascenic Regional	25:48.56	117
140	Harmony Patrick	10	Newmarket	26:38.63	118
141	Reagan Yount	9	Newmarket	28:08.74	119



Lancer Timing Services

lancertiming.com