






















2023 NHIAA Meet of Champions

Alvirne High School - Hudson

Race 2 - Boys 5k - 5K

11/4/2023 - 3:20 PM

Team Results

Place	Team	Score	Team Time	Runner Avg	Avg Mile	5 Man Gap	Finish Order	Scoring Order
1	 Nashua South	78	Q 1:19:50	15:58	5:09	1:00	8-13-14-20-46-71-106	6-10-11-16-35-55-84
2	 Hanover	94	Q 1:20:17	16:04	5:11	1:19	2-19-22-27-49-83-93	2-15-18-21-38-64-73
3	 Coe-Brown	132	Q 1:21:34	16:19	5:15	1:29	7-9-38-51-65-90-122	5-7-29-40-51-71-100
4	 Pinkerton	146	Q 1:22:08	16:26	5:18	1:00	10-28-44-53-55-60-82	8-22-33-41-42-46-63
5	 Souhegan	170	Q 1:22:54	16:35	5:21	1:48	17-25-35-43-100-104-117	14-20-26-32-78-82-95
6	 Bedford	171	Q 1:22:38	16:32	5:20	2:06	4-29-32-67-87-103	4-23-24-52-68-81
7	 Bishop Guertin	202	1:23:21	16:41	5:22	2:50	1-24-41-85-107-116-131	1-19-31-66-85-94-109
8	 Salem	237	1:24:42	16:57	5:28	0:33	48-58-63-68-69-75-101	37-44-49-53-54-57-79
9	 Oyster River	240	1:24:56	17:00	5:29	0:58	33-62-64-72-80-98-119	25-48-50-56-61-77-97
10	 Milford	291	1:26:55	17:23	5:36	3:04	21-36-59-118-128-140-142	17-27-45-96-106-118-120
11	 Londonderry	294	1:26:12	17:15	5:33	1:15	40-61-86-89-102-105-125	30-47-67-70-80-83-103
12	 Keene	295	1:26:06	17:14	5:33	2:44	3-79-88-95-110-120-123	3-60-69-75-88-98-101
13	 Bow	339	1:27:42	17:33	5:39	1:28	50-78-84-109-111-132-135	39-59-65-87-89-110-113
14	 Hopkinton	345	1:28:39	17:44	5:43	2:28	37-47-94-124-127-129-133	28-36-74-102-105-107-111
15	 Portsmouth Christian	352	1:29:56	18:00	5:48	4:32	16-56-91-130-138-141-143	13-43-72-108-116-119-121
16	 Gilford	368	1:28:53	17:47	5:44	3:07	12-96-108-115-126-136-137	9-76-86-93-104-114-115
17	 Mascoma Valley	384	1:29:18	17:52	5:45	2:57	15-112-113-114-121-139	12-90-91-92-99-117
18	 Fall Mountain	388	1:32:39	18:32	5:58	4:58	45-76-81-134-144	34-58-62-112-122
DNP	 Profile		51:27	17:09	5:32		42-73-92	3 Runners
DNP	 Monadnock		32:17	16:09	5:12		23-26	2 Runners
DNP	 Exeter		33:10	16:35	5:21		18-70	2 Runners
















Lancer Timing Services

lancertiming.com

Race 2 - Boys 5k - 5K

11/4/2023 - 3:20 PM

Team Results

Place	Team	Score	Team Time	Runner Avg	Avg Mile	5 Man Gap	Finish Order	Scoring Order
DNP	 Newfound Regional		33:14	16:37	5:21		39-52	2 Runners
DNP	 Plymouth Regional		33:49	16:55	5:27		54-66	2 Runners
DNP	 Sanborn Regional		15:28	15:28	4:59		5	1 Runner
DNP	 Con-Val		15:34	15:34	5:01		6	1 Runner
DNP	 Hillsboro-Deering		15:48	15:48	5:05		11	1 Runner
DNP	 Portsmouth		16:20	16:20	5:16		30	1 Runner
DNP	 John Stark		16:23	16:23	5:17		31	1 Runner
DNP	 Concord		16:26	16:26	5:18		34	1 Runner
DNP	 Kearsarge		16:49	16:49	5:25		57	1 Runner
DNP	 Holy Family Academy		17:14	17:14	5:33		74	1 Runner
DNP	 St. Thomas Aquinas		17:22	17:22	5:36		77	1 Runner
DNP	 Inter-Lakes		17:44	17:44	5:43		97	1 Runner
DNP	 Manchester Memorial		17:45	17:45	5:43		99	1 Runner



Lancer Timing Services

lancertiming.com

Race 2 - Boys 5k - 5K

11/4/2023 - 3:20 PM

Individual Results

Place	Name	Grade	Team	Time	Points	
1	Matthew Giardina	11	Bishop Guertin	15:11.68	1	I
2	Lucian Gleiser	12	Hanover	15:20.05	2	T
3	Sullivan Sturtz	10	Keene	15:22.79	3	I
4	Jacob Redman	12	Bedford	15:23.06	4	T
5	Jake Pitre	11	Sanborn Regional	15:27.99		I
6	William Simard	11	Con-Val	15:33.68		I
7	Jamie Lano	12	Coe-Brown	15:34.72	5	T
8	Dante Castellano	12	Nashua South	15:36.27	6	T
9	Sanjith Nomula	12	Coe-Brown	15:45.27	7	T
10	Finn Christensen Kraft	12	Pinkerton	15:46.04	8	T
11	Elijah Bodanza	9	Hillsboro-Deering	15:47.55		I
12	Bocelli Howland-Vlahakis	9	Gilford	15:47.98	9	I
13	Daniel Byrne	11	Nashua South	15:48.58	10	T
14	Andrew Byrne	11	Nashua South	15:49.03	11	T
15	Gunner Currier	11	Mascoma Valley	15:50.88	12	I
16	Jonas Teeter	12	Portsmouth Christian	15:53.16	13	I
17	Owen Stine	12	Souhegan	15:57.89	14	T
18	Gavin Malark	12	Exeter	15:57.90		I
19	Andrew Valentino	11	Hanover	15:58.17	15	T
20	Cameron Patronick	11	Nashua South	15:59.71	16	T
21	Logan Korthals	10	Milford	16:00.49	17	I
22	Ryan Faris	11	Hanover	16:04.81	18	T
23	Peyton Joslyn	10	Monadnock	16:05.48		I
24	Carson Fischer	11	Bishop Guertin	16:07.94	19	I
25	Taloosh Anderson	12	Souhegan	16:09.48	20	T
26	Carlton Lampinen	12	Monadnock	16:11.23		
27	Ben Groves	9	Hanover	16:15.88	21	T
28	Nathan Binda	12	Pinkerton	16:17.41	22	T
29	Jared Bekkering	12	Bedford	16:19.78	23	T
30	Nolan Peters	11	Portsmouth	16:19.79		
31	Eli Lemire	12	John Stark	16:22.46		
32	Patrick Fish	12	Bedford	16:22.85	24	T
33	Ian Hricz	12	Oyster River	16:25.48	25	
34	Josiah Conley	10	Concord	16:25.85		
35	Dallen Noorda	11	Souhegan	16:27.07	26	T
36	Daniel Sixon	12	Milford	16:28.52	27	
37	Matt Clamer	12	Hopkinton	16:29.50	28	
38	Luc Kerouac	11	Coe-Brown	16:30.36	29	T

Place	Name	Grade	Team	Time	Points	
39	Colin Foster	9	Newfound Regional	16:30.69		
40	Carson Fitzgerald	10	Londonderry	16:31.88	30	
41	Samuel Prescott	10	Bishop Guertin	16:32.81	31	
42	Noah Francis	12	Profile	16:34.04		
43	Finley Irvine	12	Souhegan	16:34.06	32	T
44	Joseph Gustavson	9	Pinkerton	16:34.31	33	T
45	Ben Tetu	12	Fall Mountain	16:34.93	34	
46	Ryan DuVarney	11	Nashua South	16:36.04	35	T
47	Ben Daniels	12	Hopkinton	16:36.80	36	
48	Elliot Chisholm	9	Salem	16:38.06	37	
49	Will Parker	12	Hanover	16:38.07	38	T
50	ALDEN Betterley	12	Bow	16:39.53	39	
51	Keegan Sousa	10	Coe-Brown	16:39.75	40	T
52	Evan Foster	12	Newfound Regional	16:43.20		
53	Trainor Mailloux	10	Pinkerton	16:43.85	41	T
54	Leo Ebner	12	Plymouth Regional	16:45.20		
55	Aiden Dowd	12	Pinkerton	16:45.54	42	T
56	Christian Barnes	10	Portsmouth Christian	16:46.82	43	
57	Daniel Dalbec	11	Kearsarge	16:48.52		
58	Brody Chisholm	10	Salem	16:50.14	44	
59	Will Whitley	10	Milford	16:50.92	45	
60	Sean Hayes	10	Pinkerton	16:52.17	46	T
61	Aiden Oljey	12	Londonderry	16:53.05	47	
62	Joey Hannon	12	Oyster River	16:53.53	48	
63	Lucas Gomez	10	Salem	16:54.19	49	
64	Mitchell Keesee	11	Oyster River	17:01.74	50	
65	Liam McLean	12	Coe-Brown	17:02.98	51	T
66	Tate Hayman	10	Plymouth Regional	17:03.00		
67	Ethan Pulsifer	11	Bedford	17:03.93	52	T
68	Brock James	11	Salem	17:08.20	53	
69	Jackson Gannon	11	Salem	17:10.77	54	
70	Spencer Mann	11	Exeter	17:11.12		
71	Vedanth Penumatsa	12	Nashua South	17:11.32	55	T
72	Oliver Lehman	9	Oyster River	17:11.33	56	
73	Emery Young	12	Profile	17:12.35		
74	Max Williams	10	Holy Family Academy	17:13.82		
75	Benjamin Lagrasse	11	Salem	17:19.51	57	
76	David Northcott	11	Fall Mountain	17:20.60	58	



Lancer Timing Services

lancertiming.com

Race 2 - Boys 5k - 5K

11/4/2023 - 3:20 PM

Individual Results

Place	Name	Grade	Team	Time	Points
77	Oliver Schartner	10	St. Thomas Aquinas	17:21.84	
78	Aiden Ciminesi	12	Bow	17:22.52	59
79	Ian Cardinale	12	Keene	17:22.53	60
80	Levi Clapp	9	Oyster River	17:23.48	61
81	Ben Frithsen	12	Fall Mountain	17:23.59	62
82	Cody Santomassimo	12	Pinkerton	17:24.01	63 T
83	Noah Branchflower	12	Hanover	17:25.52	64 T
84	Wyatt Worcester	10	Bow	17:25.64	65
85	William Moores	9	Bishop Guertin	17:26.82	66
86	Jack DiBuono	10	Londonderry	17:27.12	67
87	Jack Mortimer	9	Bedford	17:28.21	68 T
88	Hyrum Pinegar	11	Keene	17:31.64	69
89	Josh Twomey	10	Londonderry	17:33.66	70
90	Benjamin Jobin	9	Coe-Brown	17:37.38	71 T
91	Ivan Sturgis	12	Portsmouth Christian	17:38.73	72
92	Isaac Reeder	11	Profile	17:39.94	
93	Ben Hourdequin	10	Hanover	17:40.22	73 T
94	Liam O'Rourke	12	Hopkinton	17:41.20	74
95	Soren Wiederspahn	9	Keene	17:42.14	75
96	Alden Townsend	12	Gilford	17:42.66	76
97	Ronan Hird	12	Inter-Lakes	17:43.09	
98	Brendan Banafato	9	Oyster River	17:43.56	77
99	Stephen Denio	12	Manchester Memorial	17:44.23	
100	Dylan Boyer	12	Souhegan	17:45.15	78 T
101	Mitchell Raskow	12	Salem	17:45.62	79
102	William Buckley	12	Londonderry	17:45.92	80
103	David Casado	11	Bedford	17:49.62	81 T
104	Michael Corrigan	11	Souhegan	17:52.94	82 T
105	Alexander Vaccaro	11	Londonderry	17:53.78	83
106	Joshua Mathson	11	Nashua South	17:58.37	84 T
107	Braden Phemester	10	Bishop Guertin	18:01.23	85
108	Carter Forest	12	Gilford	18:06.08	86
109	Owen Miller	12	Bow	18:06.19	87
110	Daniel McIntyre	12	Keene	18:06.36	88
111	Thomas Sargent	11	Bow	18:07.35	89
112	Brody Albanese	11	Mascoma Valley	18:10.59	90
113	Carl Russell	9	Mascoma Valley	18:14.09	91
114	Karson Rogers	9	Mascoma Valley	18:15.05	92

Place	Name	Grade	Team	Time	Points
115	Gunnar Marvel	10	Gilford	18:21.47	93
116	Thomas Canaway	9	Bishop Guertin	18:22.66	94
117	Kasen Fox	11	Souhegan	18:23.08	95 T
118	Grant Skorupan	10	Milford	18:30.78	96
119	Olaf Woodall	12	Oyster River	18:39.29	97
120	Gavin Morton	10	Keene	18:45.09	98
121	Trevor Maheu	11	Mascoma Valley	18:46.94	99
122	Dylan Plowman	11	Coe-Brown	18:49.87	100 T
123	Jackson Ruehl	12	Keene	18:52.44	101
124	Jorge Guerra	11	Hopkinton	18:53.27	102
125	Mason Hernandez	9	Londonderry	18:53.32	103
126	Benjamin Smith	11	Gilford	18:54.45	104
127	James Lavers	9	Hopkinton	18:57.34	105
128	Cooper Cote	10	Milford	19:03.62	106
129	Adrian Whiteknact	10	Hopkinton	19:10.13	107
130	Owen McKenney	11	Portsmouth Christian	19:11.77	108
131	Theodore Bond	10	Bishop Guertin	19:16.92	109
132	Jack Kohl	11	Bow	19:19.94	110
133	Anthony Cauley	12	Hopkinton	19:23.94	111
134	Braydon Patch	11	Fall Mountain	19:46.95	112
135	Jack Noce	11	Bow	19:48.47	113
136	Benjamin Suranji	12	Gilford	20:07.07	114
137	Malcolm Breton	10	Gilford	20:08.66	115
138	Simeon Howard	9	Portsmouth Christian	20:24.95	116
139	Brayden Cilbrith	11	Mascoma Valley	20:33.95	117
140	Quinn Johnson	11	Milford	20:34.73	118
141	Josiah Howard	12	Portsmouth Christian	20:58.07	119
142	Chase Paiva	9	Milford	21:08.33	120
143	Gage Hamblet	10	Portsmouth Christian	21:22.50	121
144	Edward Baker	10	Fall Mountain	21:32.06	122



Lancer Timing Services

lancertiming.com