






















# 2023 NHIAA Division State X-C Championships

## Derryfield Park - Manchester

### Race 3 - Girls D-3 - 5K

10/28/2023 - 11:30 AM

### Team Results

Place	Team	Score	Team Time	Runner Avg	Avg Mile	5 Man Gap	Finish Order	Scoring Order
1	 Mascenic Regional	78	1:51:43	22:21	7:12	1:58	8-9-16-21-26-68-97	8-9-16-20-25-62-81
2	 Hopkinton	91	1:51:39	22:20	7:12	4:59	1-6-14-36-38-49-98	1-6-14-34-36-46-82
3	 Newmarket	115	1:53:53	22:47	7:20	5:15	2-11-17-40-50-89-111	2-11-17-38-47-77-90
4	 Gilford	117	1:55:49	23:10	7:28	2:41	13-15-24-31-39-46-67	13-15-23-29-37-43-61
5	 Fall Mountain	128	1:56:07	23:14	7:29	4:57	3-22-25-33-52-60-62	3-21-24-31-49-56-57
6	 Newfound Regional	129	1:55:41	23:09	7:27	4:33	5-12-23-45-51-72-101	5-12-22-42-48-66-84
7	 Moultonborough	191	2:02:02	24:25	7:52	6:22	10-18-37-58-86	10-18-35-54-74
8	 Trinity	205	2:03:36	24:44	7:58	3:33	19-34-47-54-65-78	19-32-44-51-59-67
9	 Monadnock	214	2:04:52	24:59	8:03	4:07	27-32-35-57-84-87	26-30-33-53-72-75
10	 Conant	254	2:08:01	25:37	8:15	6:16	7-43-69-83-85-107-110	7-40-63-71-73-87-89
11	 Kearsarge	264	2:09:37	25:56	8:21	8:39	4-44-66-88-100	4-41-60-76-83
12	 Belmont	281	2:10:46	26:10	8:26	4:45	28-55-59-80-90-112-114	27-52-55-69-78-91-93
13	 Campbell	282	2:12:08	26:26	8:31	5:36	29-41-53-95-104-118-126	28-39-50-80-85-95-99
14	 Prospect Mountain	302	2:11:30	26:18	8:28	2:26	48-63-70-71-81-108-129	45-58-64-65-70-88-102
15	 Bishop Brady	427	2:31:03	30:13	9:44	5:50	79-94-106-119-123-132	68-79-86-96-98-103
16	 Winnisquam	484	2:44:30	32:54	10:36	3:36	113-116-122-127-128-135	92-94-97-100-101-104
DNP	 Holy Family Academy		1:57:50	29:28	9:29		30-96-120-121	4 Runners
DNP	 Lin-Wood		2:18:10	34:33	11:08		117-124-125-136	4 Runners
DNP	 White Mountains		1:19:59	26:40	8:35		61-73-77	3 Runners
DNP	 Pittsburg		1:22:17	27:26	8:50		64-75-102	3 Runners
DNP	 St. Thomas Aquinas		1:24:03	28:01	9:02		56-76-115	3 Runners










Lancer Timing Services

lancertiming.com

# Race 3 - Girls D-3 - 5K

10/28/2023 - 11:30 AM

## Team Results

Place	Team	Score	Team Time	Runner Avg	Avg Mile	5 Man Gap	Finish Order	Scoring Order
DNP	 Profile		1:25:17	28:26	9:09		82-91-99	3 Runners
DNP	 Wilton-Lyndeborough		1:34:13	31:25	10:07		93-109-130	3 Runners
DNP	 Derryfield		1:35:13	31:45	10:13		103-105-134	3 Runners
DNP	 Portsmouth Christian		47:38	23:49	7:40		20-42	2 Runners
DNP	 Raymond		55:36	27:48	8:57		74-92	2 Runners
DNP	 Inter-Lakes		35:39	35:39	11:29		131	1 Runner
DNP	 Berlin		36:22	36:22	11:43		133	1 Runner



*Lancer Timing Services*

[lancertiming.com](http://lancertiming.com)

# Race 3 - Girls D-3 - 5K

10/28/2023 - 11:30 AM

## Individual Results

Place	Name	Grade	Team	Time	Points
1	Madeleine Lane	9	Hopkinton	19:30.97	1
2	Alanna Hagen	12	Newmarket	19:54.51	2
3	Jenna Fillion	10	Fall Mountain	20:20.06	3
4	Molly Ellison	12	Kearsarge	20:38.57	4
5	Emerald Briggs	10	Newfound Regional	20:39.75	5
6	Shaylee Murdough	11	Hopkinton	21:17.08	6
7	Bella Nero	11	Conant	21:26.85	7
8	Kaitlin O'Shea	10	Mascenic Regional	21:30.04	8
9	Erin O'Shea	10	Mascenic Regional	21:33.52	9
10	Adah Chapman	11	Moultonborough	21:38.79	10
11	Allison Burke	12	Newmarket	21:49.78	11
12	Ceili Irving	10	Newfound Regional	21:50.10	12
13	Sydney Eastman	12	Gilford	21:54.27	13
14	Elizabeth Trafton	12	Hopkinton	21:57.35	14
15	Georgia Eckhardt	11	Gilford	22:13.94	15
16	Skye Lambert	12	Mascenic Regional	22:16.32	16
17	Eilis McKenna	11	Newmarket	22:23.40	17
18	Hailey Watts	8	Moultonborough	22:23.77	18
19	Hannah Boucher	9	Trinity	22:45.37	19
20	Gabrielle Nickerson	11	Portsmouth Christian	22:48.95	
21	Emma Schaumloffel	12	Mascenic Regional	22:55.14	20
22	Kelly Ranta	12	Fall Mountain	22:59.17	21
23	Addison Alpers	10	Newfound Regional	23:03.58	22
24	Alana Sawyer	11	Gilford	23:14.97	23
25	Isabella West	10	Fall Mountain	23:22.27	24
26	Amelia Smith	12	Mascenic Regional	23:27.35	25
27	Summer Bentley	10	Monadnock	23:31.32	26
28	Adeline Takantjas	11	Belmont	23:47.30	27
29	Amelia Silver	12	Campbell	23:48.32	28
30	Maria Williams	7	Holy Family Academy	23:49.25	
31	Maria Tilley	10	Gilford	23:50.43	29
32	Madison Day	8	Monadnock	24:00.03	30
33	Cerys Gascoyne	10	Fall Mountain	24:08.72	31
34	Emily Makris	9	Trinity	24:11.94	32
35	Abigail Daugherty	9	Monadnock	24:15.88	33
36	Reese Bove	11	Hopkinton	24:23.99	34
37	Grace Elliot	11	Moultonborough	24:26.57	35
38	Amelia Walsh	11	Hopkinton	24:29.18	36

Place	Name	Grade	Team	Time	Points
39	Madeline Burlock	12	Gilford	24:34.56	37
40	Magnolia Redmond	10	Newmarket	24:35.76	38
41	Katherine "Kate" Silver	9	Campbell	24:39.25	39
42	Caterina Hutt	10	Portsmouth Christian	24:48.30	
43	Lily Mormando	9	Conant	24:52.19	40
44	Amelia Lefebvre	12	Kearsarge	24:52.32	41
45	Charlotte Kaempfer	9	Newfound Regional	24:54.13	42
46	Athena Booth	10	Gilford	24:55.11	43
47	Isabel Foden	9	Trinity	24:58.14	44
48	Whitney Good	11	Prospect Mountain	25:02.02	45
49	Annie Daniels	11	Hopkinton	25:05.39	46
50	Norah Boudreau	10	Newmarket	25:09.23	47
51	Josie Halle	11	Newfound Regional	25:12.73	48
52	Azure Rheume	10	Fall Mountain	25:16.37	49
53	Brianna Flanagan	10	Campbell	25:19.94	50
54	Olivia Scharr	11	Trinity	25:21.74	51
55	Lyla McSheffrey	9	Belmont	25:22.17	52
56	Ava Malloy	10	St. Thomas Aquinas	25:25.81	
57	Emma Short	8	Monadnock	25:27.07	53
58	Kylie Burkhardt	11	Moultonborough	25:31.83	54
59	Rebekah Edgren	11	Belmont	25:37.73	55
60	Kelsey Fillion	10	Fall Mountain	25:42.67	56
61	Mackenzie Foss	9	White Mountains	25:54.23	
62	Abigayle Jarvis	10	Fall Mountain	25:56.02	57
63	Lyndi White	9	Prospect Mountain	26:03.58	58
64	Joli Carlson	11	Pittsburg	26:03.81	
65	Victoria El-Azem	12	Trinity	26:17.87	59
66	Taylor White	9	Kearsarge	26:20.75	60
67	Camryn Coutts	11	Gilford	26:25.51	61
68	Gracie German	12	Mascenic Regional	26:25.70	62
69	Ellie Cassidy	12	Conant	26:25.74	63
70	Madelyn Briggs	9	Prospect Mountain	26:26.81	64
71	Page Harding	10	Prospect Mountain	26:29.17	65
72	Soraya Glidden	12	Newfound Regional	26:42.60	66
73	Isabella Ford	10	White Mountains	26:46.16	
74	Molly McDonough	11	Raymond	26:47.79	
75	Nadia Maurais	12	Pittsburg	26:51.36	
76	Leah Ryan	10	St. Thomas Aquinas	27:10.67	



Lancer Timing Services

[lancertiming.com](http://lancertiming.com)

# Race 3 - Girls D-3 - 5K

10/28/2023 - 11:30 AM

## Individual Results

Place	Name	Grade	Team	Time	Points
77	Rissi Bathalon	9	White Mountains	27:18.35	
78	Alison Pelletier	10	Trinity	27:18.57	67
79	Elizabeth McKinney	11	Bishop Brady	27:22.15	68
80	Riley Degange	10	Belmont	27:25.76	69
81	Layla Baker	10	Prospect Mountain	27:27.46	70
82	Wenonah Brewer	7	Profile	27:28.18	
83	Abigail Hendren	9	Conant	27:32.69	71
84	Makayla Harwood	10	Monadnock	27:37.63	72
85	Amarah Lapinsky	12	Conant	27:42.61	73
86	Althea Wilcox	11	Moultonborough	28:00.74	74
87	Lydia Sutherland	9	Monadnock	28:19.07	75
88	Riley Raynes	9	Kearsarge	28:28.12	76
89	Harmony Patrick	10	Newmarket	28:30.48	77
90	Aspen Filebrown	12	Belmont	28:32.19	78
91	Meredith Smith	8	Profile	28:33.65	
92	Acadia Gafford	12	Raymond	28:48.16	
93	Emily Hazelton	9	Wilton-Lyndeboroug h	28:49.74	
94	Elise Barnard	9	Bishop Brady	28:50.86	79
95	Julia Berry	9	Campbell	28:56.00	80
96	Mikayla Szulc	7	Holy Family Academy	28:58.01	
97	Florence Schaumloffel	12	Mascenic Regional	29:02.76	81
98	Lucy Beardmore	9	Hopkinton	29:09.80	82
99	AnnaSophia Wakeham	10	Profile	29:15.02	
100	Juliet Faria	10	Kearsarge	29:17.06	83
101	Reece Cutting	10	Newfound Regional	29:17.44	84
102	Moriah Marchand	11	Pittsburg	29:21.37	
103	Kate McGee	11	Derryfield	29:22.91	
104	Heidi DiMambro	10	Campbell	29:23.95	85
105	Crystal Zhao	12	Derryfield	29:28.05	
106	Avery Sahr	11	Bishop Brady	29:34.31	86
107	Caroline Rockhill	10	Conant	29:38.07	87
108	Alexis Briggs	9	Prospect Mountain	29:44.16	88
109	Lydia Vanderhoof	8	Wilton-Lyndeboroug h	29:50.83	
110	Sophia Battisti	10	Conant	30:08.70	89
111	Reagan Yount	9	Newmarket	30:18.34	90

Place	Name	Grade	Team	Time	Points
112	Emilie Defrancesco	12	Belmont	30:20.53	91
113	Emily Tripple	10	Winnisquam	30:57.14	92
114	Hailey Clairmont	10	Belmont	31:00.30	93
115	Amelia Monteiro	10	St. Thomas Aquinas	31:26.33	
116	Bella Dalzell	10	Winnisquam	31:33.36	94
117	Madyson Sworab	10	Lin-Wood	31:47.75	
118	Sarah Hart	11	Campbell	31:56.28	95
119	Aleah Ryan	11	Bishop Brady	32:03.95	96
120	Ellizabeth Stauble	7	Holy Family Academy	32:08.13	
121	Tess Nickerson	12	Holy Family Academy	32:54.15	
122	Abigail Osmer	10	Winnisquam	33:11.25	97
123	Kailyn Medina	11	Bishop Brady	33:11.69	98
124	Khloe Goodbout	7	Lin-Wood	33:16.45	
125	Ellis Doherty	6	Lin-Wood	33:24.85	
126	Bridgette Hidalgo	11	Campbell	33:54.71	99
127	Natalie Wolfe	9	Winnisquam	34:14.65	100
128	Gabby Allard	9	Winnisquam	34:32.89	101
129	Patricia Elglehart	9	Prospect Mountain	35:13.15	102
130	Ellyanna Newton	9	Wilton-Lyndeboroug h	35:31.72	
131	Kayleen Pestana	9	Inter-Lakes	35:38.25	
132	Briana Medina	11	Bishop Brady	35:53.05	103
133	Danica Patry	10	Berlin	36:21.77	
134	Maddy Donahue	11	Derryfield	36:22.00	
135	Penelope Sprague	9	Winnisquam	36:32.26	104
136	Maisie Anderson	9	Lin-Wood	39:40.24	



Lancer Timing Services

[lancertiming.com](http://lancertiming.com)