


















# 2023 NHIAA Division State X-C Championships

## Derryfield Park - Manchester

### Race 5 - Girls D-2 - 5K

10/28/2023 - 1:00 PM

### Team Results

Place	Team	Score	Team Time	Runner Avg	Avg Mile	5 Man Gap	Finish Order	Scoring Order
1	 Oyster River	29	1:38:52	19:47	6:22	1:40	2-4-6-7-10-24-28	2-4-6-7-10-24-28
2	 Hanover	33	1:40:23	20:05	6:28	2:31	1-3-5-11-13-20-33	1-3-5-11-13-20-33
3	 Plymouth Regional	138	1:52:23	22:29	7:15	3:40	9-21-22-42-44-58-75	9-21-22-42-44-58-75
4	 Souhegan	139	1:52:00	22:24	7:13	4:07	8-15-31-37-48-73-74	8-15-31-37-48-73-74
5	 Lebanon	178	1:56:26	23:18	7:30	3:33	12-26-43-45-52-71-83	12-26-43-45-52-71-80
6	 Bow	212	1:59:19	23:52	7:41	6:28	19-27-34-51-84-89-90	19-27-34-51-81-85-86
7	 John Stark	219	1:59:48	23:58	7:43	4:42	18-30-40-64-67-78-82	18-30-40-64-67-77-79
8	 Sanborn Regional	220	2:00:55	24:11	7:48	6:40	16-17-41-62-88-93-103	16-17-41-62-84-89-97
9	 Coe-Brown	229	2:00:32	24:07	7:46	3:29	25-36-53-56-59-60	25-36-53-56-59-60
10	 Merrimack Valley	232	2:00:34	24:07	7:46	3:57	29-35-39-61-68-85-96	29-35-39-61-68-82-91
11	 Kennett	245	2:02:16	24:28	7:53	4:56	23-38-55-57-72-77-97	23-38-55-57-72-76-92
12	 Hollis-Brookline	259	2:04:11	24:51	8:00	1:40	46-47-49-54-63-65-70	46-47-49-54-63-65-70
13	 Pelham	354	2:15:51	27:11	8:45	8:02	32-66-69-98-99-101-108	32-66-69-93-94-96-102
14	 Goffstown	357	2:16:14	27:15	8:47	8:11	14-81-91-92-95-106	14-78-87-88-90-100
15	 Con-Val	425	2:31:36	30:20	9:46	10:02	50-87-100-104-105-107-110	50-83-95-98-99-101-103
DNP	 Laconia		2:00:58	30:15	9:44		76-86-94-109	4 Runners
DNP	 Pembroke		1:25:52	28:38	9:13		79-80-102	3 Runners



Lancer Timing Services

[lancertiming.com](http://lancertiming.com)

# Race 5 - Girls D-2 - 5K

10/28/2023 - 1:00 PM

## Individual Results

Place	Name	Grade	Team	Time	Points
1	Lea Perreard	10	Hanover	18:48.80	1
2	Mackenzie Cook	11	Oyster River	19:05.94	2
3	Lila Muirhead	10	Hanover	19:23.36	3
4	Haley Kavanagh	11	Oyster River	19:30.31	4
5	Megan Faris	10	Hanover	19:35.84	5
6	Haley Bezanson	9	Oyster River	19:43.88	6
7	Neely Roy	10	Oyster River	19:46.30	7
8	Samantha Swanbon	9	Souhegan	20:25.77	8
9	Elli Englund	10	Plymouth Regional	20:31.87	9
10	Madelyn Cook	9	Oyster River	20:45.14	10
11	Lily Terry	12	Hanover	21:15.04	11
12	Olivia Hanna	9	Lebanon	21:17.22	12
13	Millie Larrick	10	Hanover	21:19.23	13
14	Kara Tschida	11	Goffstown	21:24.51	14
15	Sarah Bryson	11	Souhegan	21:25.77	15
16	Lily Tedford	12	Sanborn Regional	21:34.52	16
17	Kaitlin Stocker	10	Sanborn Regional	21:35.03	17
18	Kayla Barriere	10	John Stark	21:35.49	18
19	Julia Hou	10	Bow	21:37.33	19
20	Sarah Glueck	12	Hanover	21:37.73	20
21	Addison Englund	12	Plymouth Regional	21:44.32	21
22	Kelsey Maine	12	Plymouth Regional	21:44.66	22
23	Molly DellaValla	12	Kennett	21:45.27	23
24	Jahrie	10	Oyster River	21:45.74	24
25	Paige Murdough	11	Coe-Brown	21:51.14	25
26	Annelies Hanna	10	Lebanon	21:56.23	26
27	Hannah Pawlowski	11	Bow	21:59.39	27
28	Talia Banafato	12	Oyster River	22:09.67	28
29	Lily Moser	10	Merrimack Valley	22:21.19	29
30	Anna Chasse	9	John Stark	22:27.86	30
31	Stephanie Svendsen	12	Souhegan	22:30.12	31
32	Reese Nicolosi	12	Pelham	22:37.27	32
33	Alice Bell	9	Hanover	22:38.00	33
34	Lena Thompson	11	Bow	22:51.65	34
35	Madison Geddes	11	Merrimack Valley	22:54.09	35
36	Madison Taylor	10	Coe-Brown	23:03.36	36
37	Anna Brammer-Depuy	11	Souhegan	23:06.01	37
38	Piper Lopashanski	11	Kennett	23:27.74	38

Place	Name	Grade	Team	Time	Points
39	Sydney Spack	10	Merrimack Valley	23:28.75	39
40	Rylee Barnard	10	John Stark	23:33.90	40
41	Anna Barlow	10	Sanborn Regional	23:46.88	41
42	Reagan Sutherland	11	Plymouth Regional	24:09.95	42
43	Sophia Mladek	11	Lebanon	24:10.65	43
44	Clarie Gervez	9	Plymouth Regional	24:11.35	44
45	Katherine Herring	12	Lebanon	24:12.27	45
46	Mae Butler	10	Hollis-Brookline	24:13.35	46
47	Quinn Hardy	10	Hollis-Brookline	24:17.74	47
48	Grace Kennedy	9	Souhegan	24:31.82	48
49	Hannah LaPointe	9	Hollis-Brookline	24:40.37	49
50	Whitney Adair	10	Con-Val	24:40.59	50
51	Adeesh Cooper	12	Bow	24:45.91	51
52	Mallory Eshbaugh	9	Lebanon	24:49.48	52
53	Meredith Kerivan	10	Coe-Brown	25:03.98	53
54	Kylee Sorrell	10	Hollis-Brookline	25:05.82	54
55	Stephanie Kendzierski	11	Kennett	25:07.12	55
56	Kassidy Taylor	12	Coe-Brown	25:13.47	56
57	Jeweliana Gorham	10	Kennett	25:14.89	57
58	Ella Ronci	11	Plymouth Regional	25:17.24	58
59	Honorah McGlone	12	Coe-Brown	25:19.46	59
60	Mary Bergeron	10	Coe-Brown	25:21.91	60
61	Emily Baca	9	Merrimack Valley	25:31.96	61
62	Sarah Bahrakis	12	Sanborn Regional	25:43.73	62
63	Cailean Roy	12	Hollis-Brookline	25:52.78	63
64	Katie Patterson	12	John Stark	25:53.45	64
65	Sarah Bauer	10	Hollis-Brookline	25:54.91	65
66	Elise Sullivan	12	Pelham	26:10.65	66
67	Izabel Korbet	12	John Stark	26:16.87	67
68	Keira Cote	10	Merrimack Valley	26:17.69	68
69	Morgan Berton	12	Pelham	26:20.70	69
70	Elise Broadhurst	10	Hollis-Brookline	26:22.90	70
71	Annabelle Norris	9	Lebanon	26:34.41	71
72	Nia Lajoie	9	Kennett	26:40.86	72
73	Olivia Faucher	9	Souhegan	26:41.77	73
74	Dylan Walker	9	Souhegan	26:47.74	74
75	Leah Ines	11	Plymouth Regional	26:48.59	75
76	Makayla Keegan	9	Laconia	26:49.80	76



Lancer Timing Services

[lancertiming.com](http://lancertiming.com)

# Race 5 - Girls D-2 - 5K

10/28/2023 - 1:00 PM

## Individual Results

Place	Name	Grade	Team	Time	Points
77	Jenna Burnell	9	Kennett	27:02.74	76
78	Rachel Berube	12	John Stark	27:14.75	77
79	Jasmine Blake	10	Pembroke	27:20.39	
80	Alayna Maguire	9	Pembroke	27:21.82	
81	Kaylin Emerson	11	Goffstown	27:28.18	78
82	Amanda Leonard	11	John Stark	27:28.50	79
83	Sarah Smith	10	Lebanon	27:50.23	80
84	Madelynn Winch	11	Bow	28:04.38	81
85	Kendra Davidson	11	Merrimack Valley	28:10.35	82
86	Maddison Grant	9	Laconia	28:11.99	
87	Elizabeth Petrov	12	Con-Val	28:14.04	83
88	Kyleigh Hinson	9	Sanborn Regional	28:14.52	84
89	Madelyn Fish	9	Bow	28:19.18	85
90	Lauren Oppold	11	Bow	28:33.08	86
91	Jael Rouse	10	Goffstown	28:40.11	87
92	Cassandra Dorn	10	Goffstown	29:05.76	88
93	Kati McNulty	12	Sanborn Regional	29:10.34	89
94	Remy Bassett	9	Laconia	29:16.45	
95	Fahren Sweet	11	Goffstown	29:35.38	90
96	Nicole Geoffrion	10	Merrimack Valley	29:51.48	91
97	Elijah Feil	12	Kennett	29:56.31	92
98	Fiona Kenney	10	Pelham	30:02.93	93
99	Samantha Tetreault	11	Pelham	30:38.69	94
100	Sara Mackie	10	Con-Val	30:50.47	95
101	Emily Tetreault	9	Pelham	31:08.11	96
102	Layla Couture	9	Pembroke	31:08.98	
103	Julia Rockwell	11	Sanborn Regional	32:32.42	97
104	Kyra Lavole	10	Con-Val	33:08.93	98
105	Brielle Proctor	10	Con-Val	34:41.97	99
106	Morgan Bishop	9	Goffstown	35:34.10	100
107	Selena Woodhouse	9	Con-Val	35:36.52	101
108	Gabriela Faria	11	Pelham	36:07.15	102
109	Kaia Lescarbeau	9	Laconia	36:38.80	
110	Sarah Brace	10	Con-Val	37:53.69	103



*Lancer Timing Services*

[lancertiming.com](http://lancertiming.com)